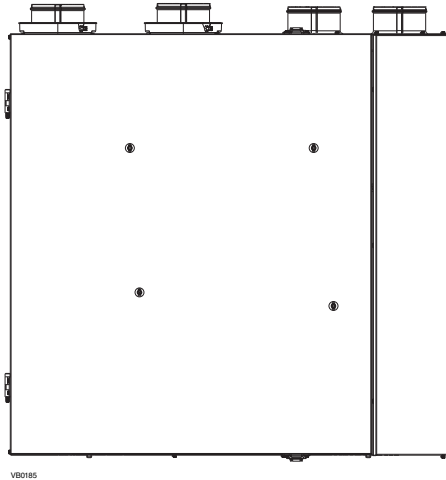




NERV2400T

Part no. **NERV2400T**

50 to 210 CFM (0.4 in. w.g.)



VB0185

THE FUTURE OF FRESH AIR

The whole home ventilation system is a centerpiece of today's energy-efficient homes. Napoleon introduces its new NERV2400T that combines the best performance with the best energy efficiency to provide fresher, purer air in your home at a lower overall operating cost. That's Pure Efficiency.

The NERV2400T is the perfect solution for mid to large size homes in need for the most energy-efficient ventilation solution.

- Up to 210 CFM at 0.4 in. w.g.
- High efficiency energy recovery core with a sensible recovery efficiency of 84% at 0°C (32°F) and 65% at -25°C (-13°F)
- German-made ECM* motors
- Minimal power consumption of 22 W and 2.9 CFM/Watt at 64 CFM
- Merv 6 grade filters and optional HEPA filtration
- Electronic balancing and no balancing dampers
- Included wall mounting bracket

*Electronically Commutated Motor.

REPAIRS AND MAINTENANCE

The NERV2400T high output ECM motors are permanently lubricated. The electronic circuit board eliminates electromechanical parts, reducing repair time to a minimum.

WARRANTY

The NERV2400T is protected by a 5-year warranty on parts only, except for the energy recovery core, which is covered by a 10-year warranty, with the original proof of purchase.

Available at:

ENERGY RECOVERY VENTILATOR

Controls

The exclusive X-Touch wall control is the only compatible wall control with the X Series. At installation, balance the unit with the help of the X-Touch main control to perform electronic balancing, without balancing dampers!

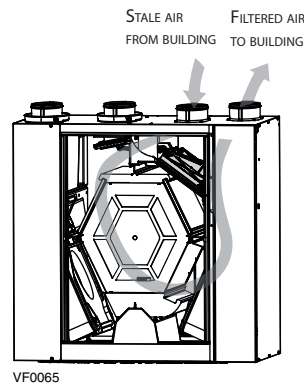
For more details about the control, refer to the User and Installer Manual.

Option

HEPA Filter 22528

Additional 0.3 in. w.g. static pressure at highest speed to be considered. Refer to the HEPA filter instructions for more details.

Homeshield™ Defrosting System



VF0065

The NERV2400T uses a unique defrosting method. Nonnegative pressure is created by air exhausted to the outdoors, as the air is recirculated into the house, helping to prevent any backdraft.

With the help of the X-Touch wall control, this unit allows 3 defrost modes:

- Standard (factory set regular mode)
- Plus (extended defrost for colder areas)
- Discretion (keeps the same speed when performing defrost as performing ventilation)

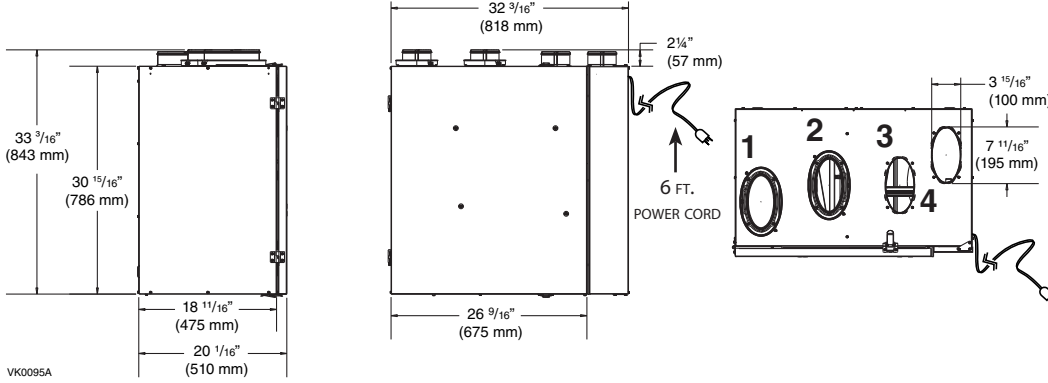
OUTDOOR TEMPERATURE*		DEFROST IN MINUTES / AIR EXCHANGE IN MINUTES					
		STANDARD		DISCRETION		PLUS	
°C	°F	CONTINUOUS MODE	TURBO FUNCTION	CONTINUOUS MODE	TURBO FUNCTION	CONTINUOUS MODE	TURBO FUNCTION
-27 and less	-17 and less	10/20	10/15	18/20	18/15	15/15	15/12
-20 to -27	-4 to -17	8/30	8/25	16/30	16/20	12/20	12/15
-15 to -20	5 to -4	8/40	8/30	16/40	16/30	10/25	10/20
-10 to -15	14 to 5	8/50	8/40	16/50	16/40	10/30	10/25
WARMER THAN -10	WARMER THAN 14	NO DEFROST					

*Outdoor temperature is read by a thermistor located inside the unit, next to fresh air from outside port.

Requirements and standards

- Complies with the UL 1812 requirements regulating the installation of Energy Recovery Ventilators
- Complies with the CSA C22.2 no. 113 Standard applicable to ventilators
- Complies with CSA F326 requirements regulating the installation of Energy Recovery Ventilators
- Technical data was obtained from published results of tests relating to CSA C439 Standards
- HVI certified and ENERGY STAR® qualified

DIMENSIONS: NERV2400T



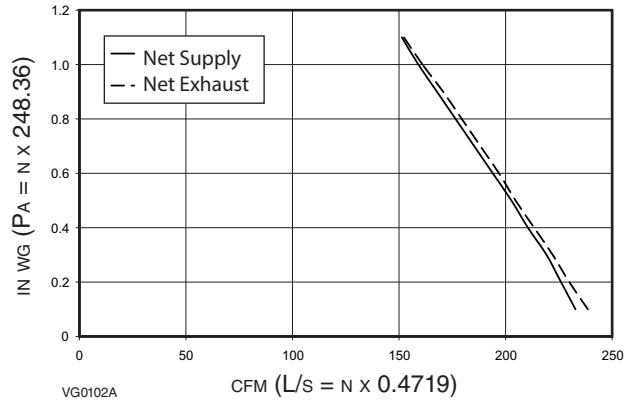
NOTE: ALL UNITS PORTS WERE CREATED TO BE CONNECTED TO DUCTS HAVING A MINIMUM OF 6" DIAMETER, BUT IF NEED BE, THEY CAN BE CONNECTED TO BIGGER SIZED DUCTS BY USING AN APPROPRIATE TRANSITION (E.G.: 6" DIAMETER TO 7" DIAMETER TRANSITION).

- 1: EXHAUST AIR TO OUTDOORS PORT
- 2: FRESH AIR FROM OUTDOORS PORT
- 3: EXHAUST AIR FROM BUILDING PORT
- 4: FRESH AIR TO BUILDING PORT

VENTILATION PERFORMANCE

EXTERNAL STATIC PRESSURE		NET SUPPLY AIR FLOW			GROSS AIR FLOW					
PA	IN. W.G.	L/S			SUPPLY			EXHAUST		
		CFM	M ³ /H	M ³ /H	L/S	CFM	M ³ /H	L/S	CFM	M ³ /H
25	0.1	110	233	396	111	235	401	113	239	406
50	0.2	107	227	384	108	229	389	108	229	391
75	0.3	103	218	372	105	222	377	105	222	377
100	0.4	99	210	357	101	214	364	101	214	362
125	0.5	96	203	345	97	206	350	97	206	348
150	0.6	92	195	330	93	197	335	93	197	335
175	0.7	87	184	314	89	189	319	89	189	319
200	0.8	83	176	301	85	180	304	85	180	304
225	0.9	79	167	285	81	172	290	81	172	290
250	1.0	75	159	270	76	161	275	76	161	273
275	1.1	71	150	257	72	153	260	72	153	258

FAN CURVES ACCORDING TO SPEED



ENERGY PERFORMANCE

SUPPLY TEMPERATURE		NET AIR FLOW			POWER CONSUMED WATTS	SENSIBLE RECOVERY EFFICIENCY	ADJUSTED SENSIBLE RECOVERY EFFICIENCY	APPARENT SENSIBLE EFFECTIVENESS*	LATENT RECOVERY/MOISTURE TRANSFER
°C	°F	L/S	CFM	M ³ /H					
HEATING									
0	32	30	64	109	21	84	86	88	0.68
0	32	55	117	199	43	76	78	80	0.58
0	32	80	170	289	83	70	74	76	0.48
-25	-13	30	64	109	34	65	67	88	0.62
-25	-13	55	117	199	66	60	61	83	0.58
COOLING									
35	95	30	64	109	21	68	69	69	0.58
35	95	64	136	231	53	57	58	58	0.58

FULLY ADJUSTABLE SPEED RANGE FROM 50 CFM TO MAXIMUM SPEED.

*Data not certified by HVI.

NOTE: All specifications are subject to change without notice.

SPECIFICATIONS

- Model: NERV2400T
- Part Number: NERV2400T
- Total Assembled Weight (including polymerized paper core): 108 lb. (49 kg)
- Oval shaped ports; fit 6" round ducts
- Drains: Optional
- Core Filters: 2 washable Merv 6 filters
- Housing: Pre-painted steel
- Optional HEPA Filter
- Insulation: Expanded polystyrene
- Mounting: Suspension by chains and springs or wall bracket system
- Supply and Exhaust Blower Motors:
 - 2 German-made ECM motors
 - Protection type: Thermally protected
- X-Touch wall control offering 5 manual modes: Recirculation, 20 MIN/H, Continuous, Smart and Turbo
- Energy Recovery Core:
 - Dimensions: 14.25" X 14.25" x 16.6" (36.2 cm x 36.2 cm x 42.2 cm)
 - Exchange surface: 136 ft.² (12.6 m²)
 - Weight: 26 lb. (11.8 kg)
 - Type: Counterflow
 - Material: Polymerized paper
 - Warranty: 10 years
- Unit Electrical Characteristics:

Volts	Frequency	Amps	Watts
120	60 Hz	2.2	135

Project:	REMARKS
Location:	
Part no.: NERV2400T	
Qty.:	
Submitted by:	Date:

